


# POLLINATOR PALOOZA

## Mesic Pollinator Pocket:

Plant in full to partial sun  
and average soil.




= Pollinator Hotspot

**Butterfly Weed**, *Asclepias tuberosa*: 

Height: 2-3'      Bloom: June-August

**Black-Eyed Susan**, *Rudbeckia hirta*: 

Height: 1-3'      Bloom: June-October

**Royal Catchfly**, *Silene regia*: 

Height: 2-4'      Bloom: July-August


**Prairie Blazing Star**, *Liatris pycnostachya*: 

Height: 2-4'      Bloom: July-September

**Grass Suggestion:** Little Bluestem, *Schizachyrium scoparium*



Butterfly Weed



Black-Eyed Susan



Royal Catchfly



Prairie Blazing Star



## PREPPING YOUR SITE





- Remove all sod and other unwanted plants from the area with herbicide, or by solarizing
- Add compost or nutrient-rich soil on top of the area, if desired
- You can cover the area in recycled newspaper as a weed barrier

## PLANTING & CARE

- Plant one plant per square foot
- Place thin layer of mulch around plants to help prevent weed growth
- Water plants in the morning every day until they are well established
- Weed by hand to benefit pollinators

## DESIGN INSPIRATION



- |   |   |
|---|---|
|  <b>Butterfly Weed</b>   |  <b>Prairie Blazing Star</b> |
|  <b>Black-Eyed Susan</b> |  <b>Royal Catchfly</b>       |

# SANDY SNACK

Dry Pollinator Pocket: Plant in full or partial sun and excessively drained or sandy soil.



= Pollinator Hotspot

**Prairie Smoke**, *Geum triflorum*:

Height: 6-12" Bloom: April-June

**Eastern Prickly Pear Cactus**, *Opuntia humifusa*:

Height: 6-10" Bloom: May-August


**Butterfly Weed**, *Asclepias tuberosa*:

Height: 2-3' Bloom: June-August

**Sky Blue Aster**, *Symphotrichum oolentangiense*:

Height: 2-4' Bloom: August-October

**Grass Suggestion:** Little Bluestem, *Schizachyrium scoparium*




Prairie Smoke



Prickly Pear Cactus



Butterfly Weed





Sky Blue Aster

## PREPPING YOUR SITE

- Remove all sod and other unwanted plants from the area with herbicide, or by solarizing
- Add compost or nutrient-rich soil on top of the area, if desired
- You can cover the area in recycled newspaper as a weed barrier

## DESIGN INSPIRATION



## PLANTING & CARE

- Plant one plant per square foot
- Place thin layer of mulch around plants to help prevent weed growth
- Water plants in the morning every day until they are well established
- Weed by hand to benefit pollinators

- Prickly Pear Cactus
- Prairie Smoke
- Butterfly Weed
- Sky Blue Aster

# MARSH MADNESS

Wet Pollinator Pocket: Plant in full to partial sun and soil that is soggy or marshy most of the year.



= Pollinator Hotspot

**Marsh Marigold**, *Caltha palustris*:



Height: 2'      Bloom: April-June

**Blue Flag Iris**, *Iris virginica shrevei*:

Height: 2-3'      Bloom: May-July

**Swamp Milkweed**, *Asclepias incarnata*:



Height: 3-5'      Bloom: July-August


**Cardinal Flower**, *Lobelia cardinalis*:



Height: 2-4'      Bloom: July-September



Marsh Marigold



Blue Flag Iris



Swamp Milkweed



Cardinal Flower



## PREPPING YOUR SITE

- Remove all sod and other unwanted plants from the area with herbicide, or by solarizing
- Add compost or nutrient-rich soil on top of the area, if desired
- You can cover the area in recycled newspaper as a weed barrier

## PLANTING & CARE

- Plant one plant per square foot
- Place thin layer of mulch around plants to help prevent weed growth
- Water plants in the morning every day until they are well established
- Weed by hand to benefit pollinators

## DESIGN INSPIRATION

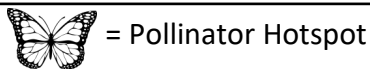



- Blue Flag Iris
- Marsh Marigold
- Swamp Milkweed
- Cardinal Flower


# SHADY WOODLAND

## Shade Pollinator Pocket:

Plant in partial sun to full shade and average soil.



**Columbine**, *Aquilegia canadensis*:   
Height: 1-2' Bloom: April-June


**Wild Ginger**, *Asarum canadense*:   
Height: 1/2"-1' Bloom: April-May

**Meadow Anemone**, *Anemone canadensis*:   
Height: 1-3' Bloom: August-October

**Short's Aster**, *Symphyotrichum shortii*:   
Height: 2-3' Bloom: August-October



Columbine



Wild Ginger



Meadow Anemone



Short's Aster



## PREPPING YOUR SITE





- Remove all sod and other unwanted plants from the area with herbicide, or by solarizing
- Add compost or nutrient-rich soil on top of the area, if desired
- You can cover the area in recycled newspaper as a weed barrier

## PLANTING & CARE

- Plant one plant per square foot
- Place thin layer of mulch around plants to help prevent weed growth
- Water plants in the morning every day until they are well established
- Weed by hand to benefit pollinators

## DESIGN INSPIRATION



- |   |  |
|---|--|
|  Wild Ginger   |  Canadian Anemone |
|  Short's Aster |  Columbine        |